


How to upgrade your SmartCom firmware using the Texecom Connect App



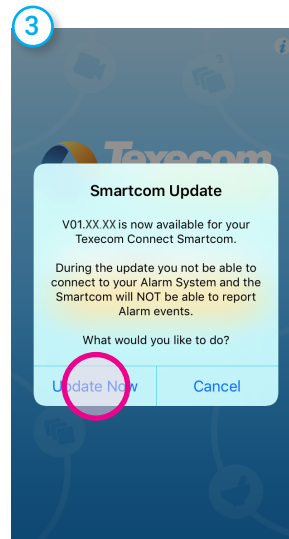
- To enable the SmartCom upgrade you will need to update your IOS App to the latest version on the App Store
- Open the Texecom Connect App for the required system and follow these steps:




Enter **engineer code** and press 'Done'. (Do not login)




Press the **i** button in the top corner.



Press 'Update Now'.



Wait while the version is checked.



Press 'Confirm Update'.



The update request is received.



The software update can take up to 15 mins.



The SmartCom has been updated successfully.

Connect **your** life to your
home and your security

